





Researcher Group Overview Report - SCEM (FQM-166)

SCEM (FQM-166) Filter by publication year range:2019 to 2025

Summary metrics

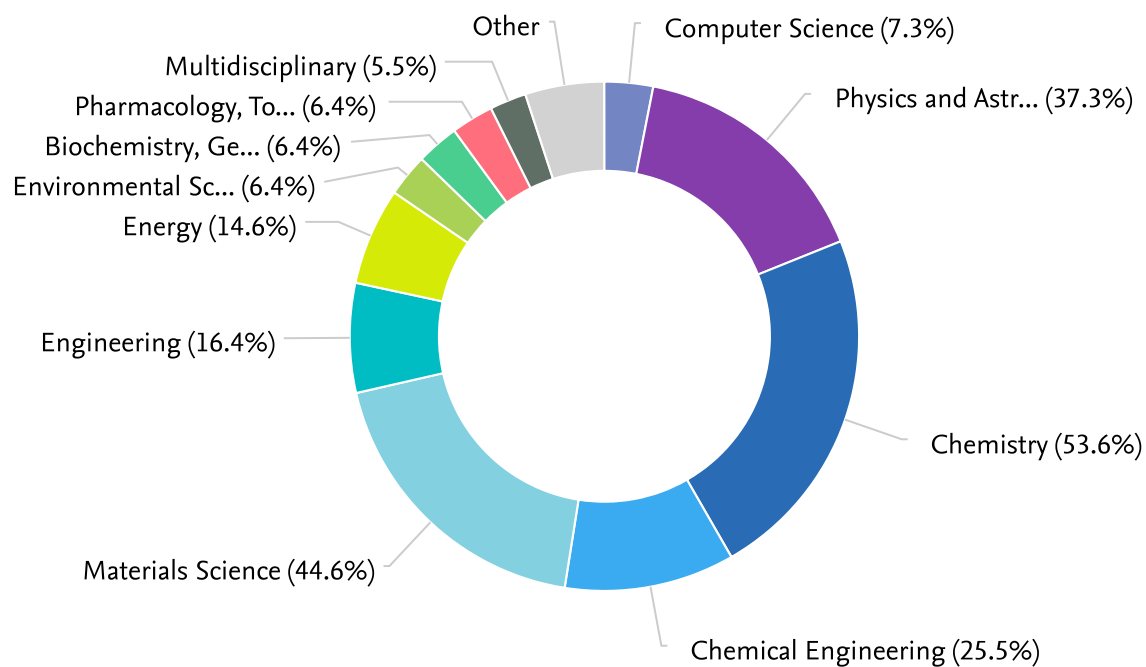
Entity: SCEM (FQM-166) · Within: All subject areas (ASJC) · Year range: 2019 to 2025 · Data source: Scopus, up to 04 Jun 2025

110	10	0.78
Scholarly Output 	Researchers	Field-Weighted Citation Impact 
48.2% Open Access		
0.58	1,058	9.6
Field-Weighted Citation Impact Median	Citation Count 	Citations per Publication 

|

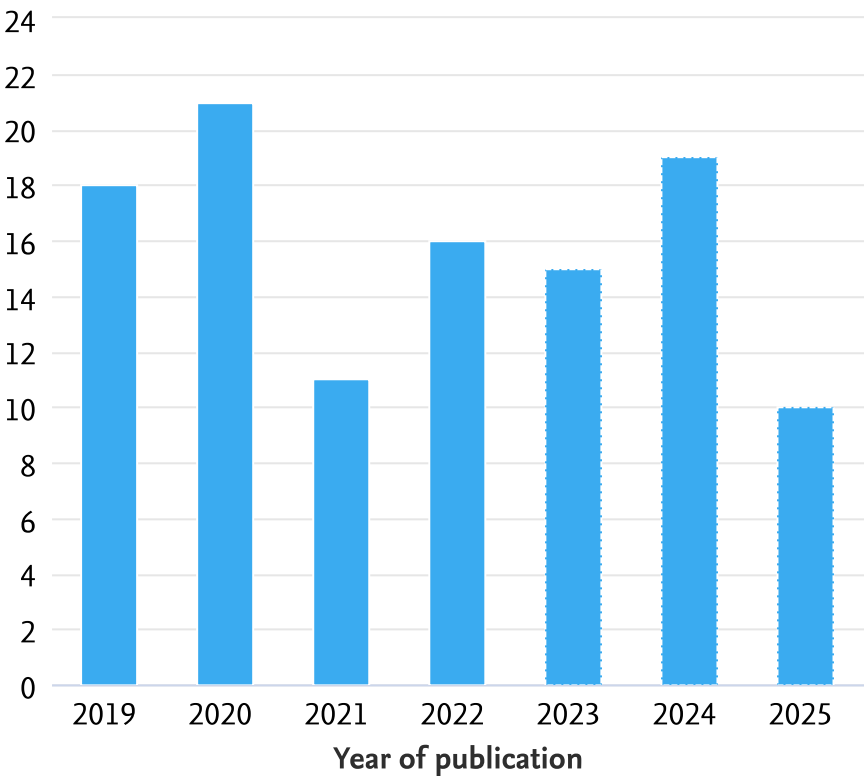
Publication share by Subject Area

Entity: SCEM (FQM-166) · Within: All subject areas (ASJC) · Year range: 2019 to 2025 · Data source: Scopus, up to 04 Jun 2025



Scholarly Output

Entity: SCEM (FQM-166) · Within: All subject areas (ASJC) · Year range: 2019 to 2025 · Data source: Scopus, up to 04 Jun 2025



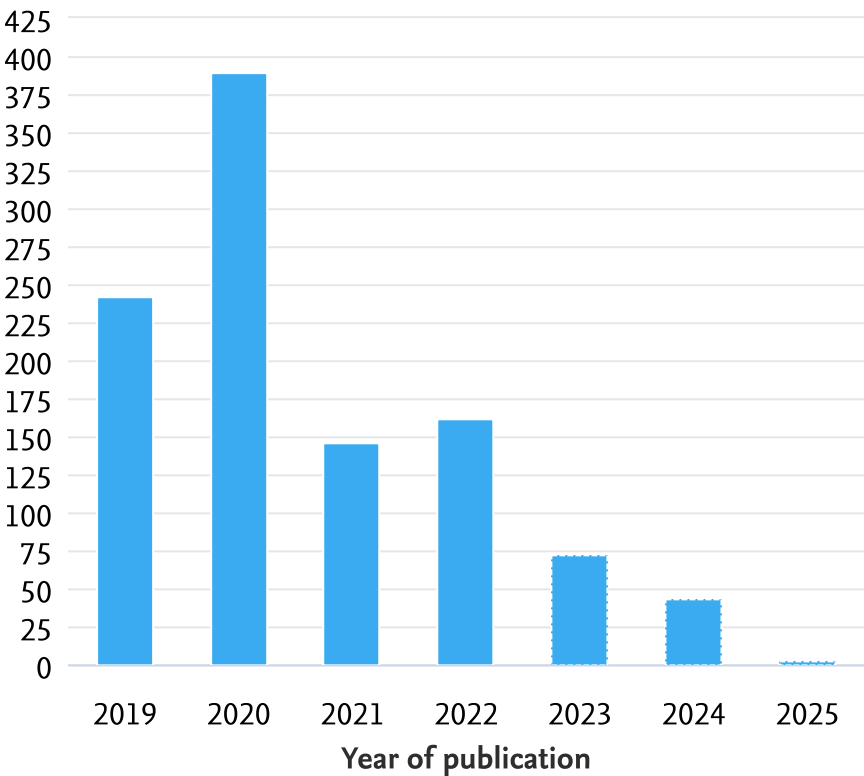
110

number of publications by authors
in SCEM (FQM-166)

▨ Incomplete year

Citation Count

Entity: SCEM (FQM-166) · Within: All subject areas (ASJC) · Year range: 2019 to 2025 · Data source: Scopus, up to 04 Jun 2025

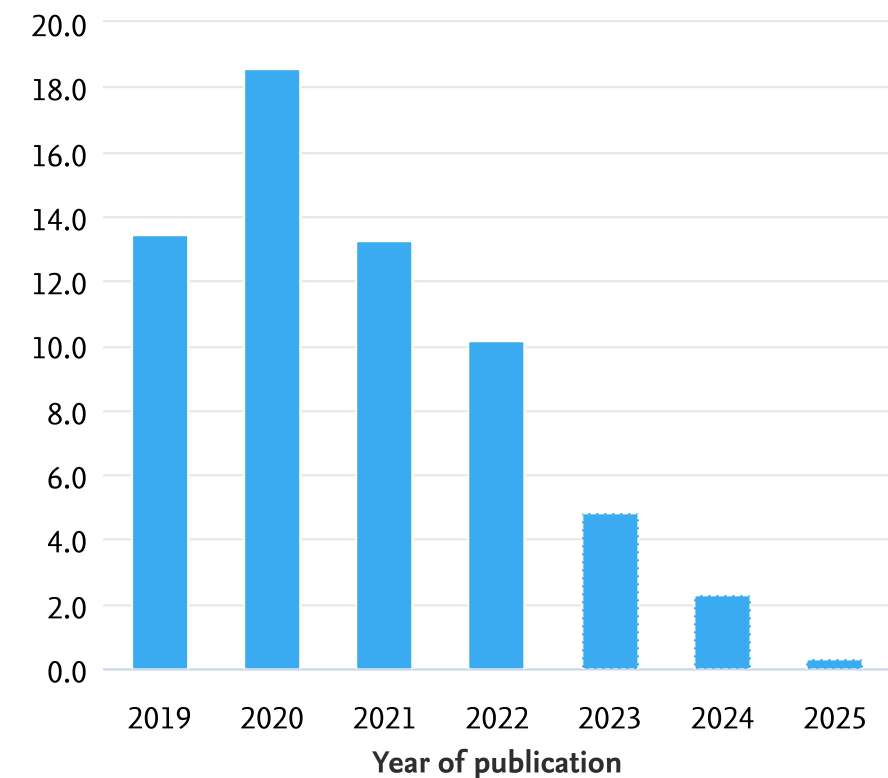


1,058
number of citations received by
publications in SCEM (FQM-166)

▨ Incomplete year

Citations per Publication

Entity: SCEM (FQM-166) · Within: All subject areas (ASJC) · Year range: 2019 to 2025 · Data source: Scopus, up to 04 Jun 2025



9.6

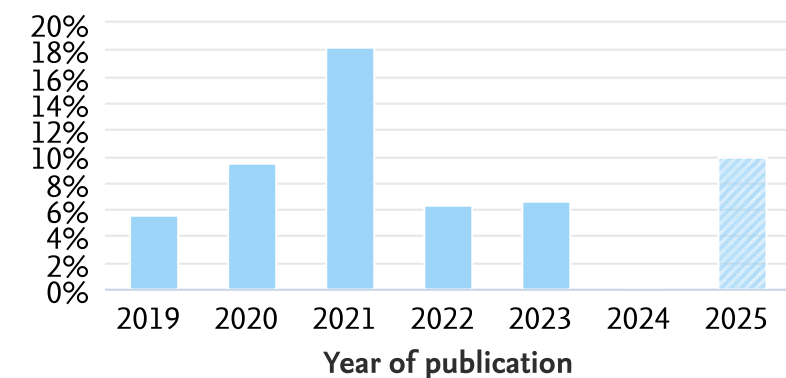
average number of citations per publication in SCEM (FQM-166)

/// Incomplete year

Outputs in Top 10% Citation Percentiles (field-weighted)

Entity: SCEM (FQM-166) · Within: All subject areas (ASJC) · Year range: 2019 to 2025 · Data source: Scopus, up to 04 Jun 2025

Share of publications in SCEM (FQM-166) that are among the most cited publications worldwide
field-weighted



8 (7.3%)

number of publications in the top 10% most cited publications worldwide

■ % publications in top 10% most cited

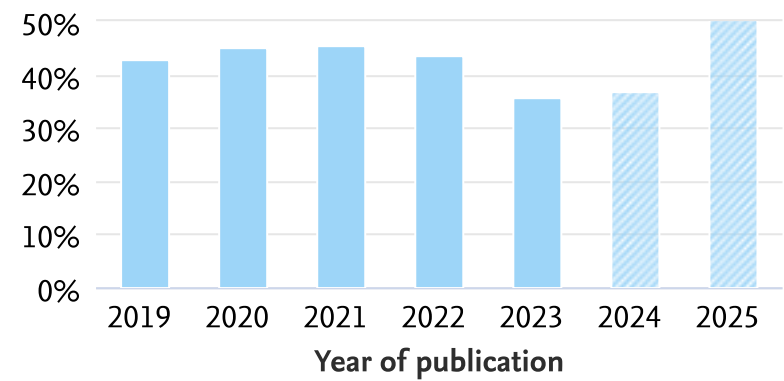
■ % publications in top 1% most cited

/// Incomplete year

Publications in Top Journal Percentiles by CiteScore Percentile

Entity: SCEM (FQM-166) · Within: All subject areas (ASJC) · Year range: 2019 to 2025 · Data source: Scopus, up to 04 Jun 2025

Share of publications in SCEM (FQM-166) that are in the top journals by CiteScore Percentile



44 (42.3%)

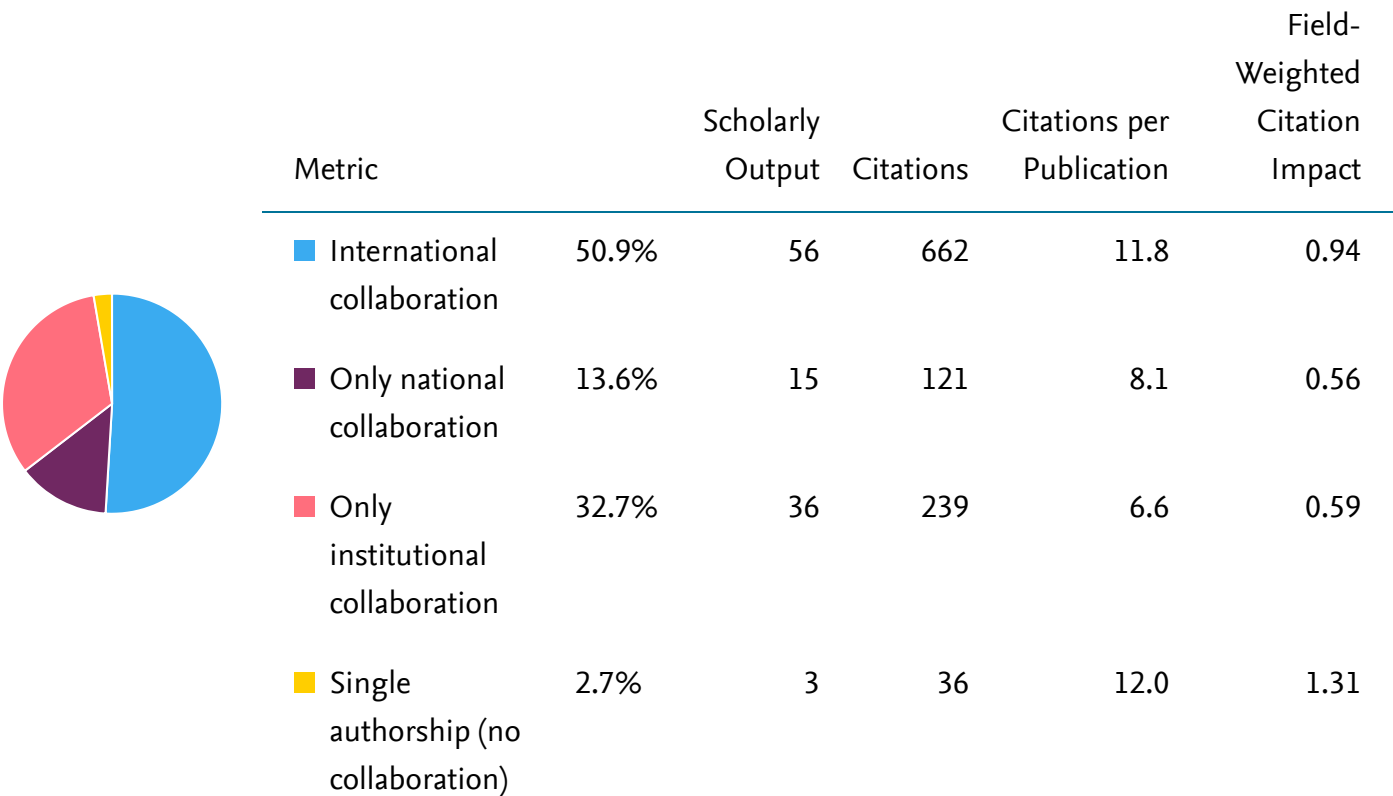
number of publications in the top 10% journals by CiteScore

- % publications in top 10% journals
- % publications in top 1% journals
- Incomplete year

Geographical Collaboration - Overall

Entity: SCEM (FQM-166) · Within: All subject areas (ASJC) · Year range: 2019 to 2025 · Data source: Scopus, up to 04 Jun 2025

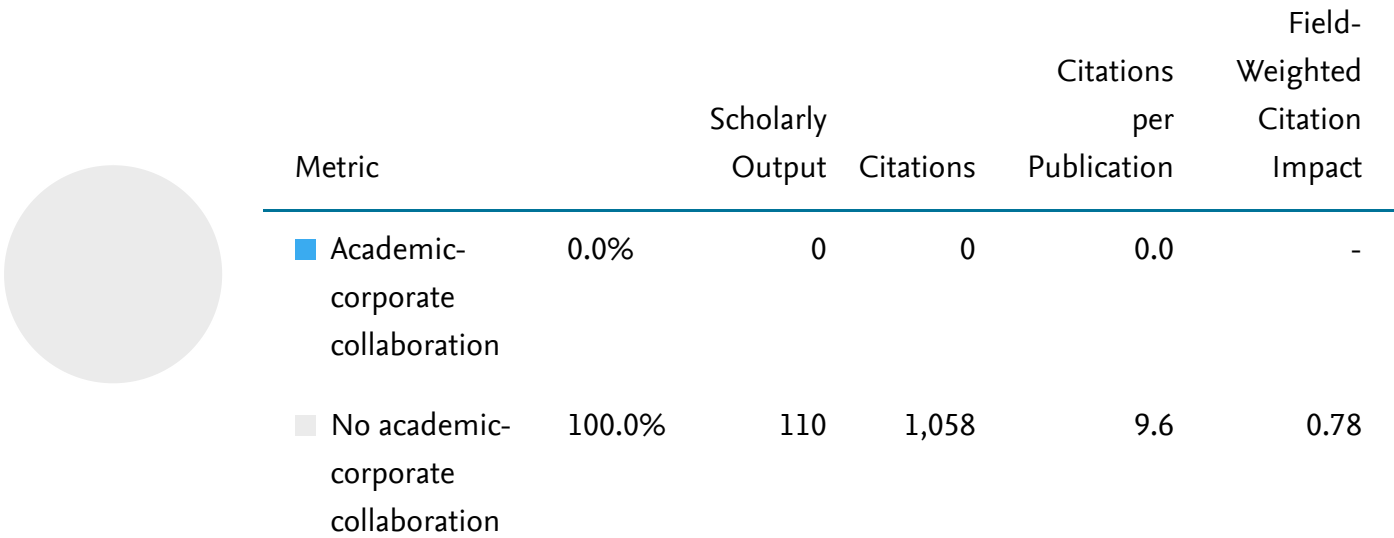
International, national and institutional collaboration by in SCEM (FQM-166) in the selected year range.



Academic-Corporate Collaboration

Entity: SCEM (FQM-166) · Within: All subject areas (ASJC) · Year range: 2019 to 2025 · Data source: Scopus, up to 04 Jun 2025

Scholarly Output in SCEM (FQM-166) with both academic and corporate author affiliations



Topics

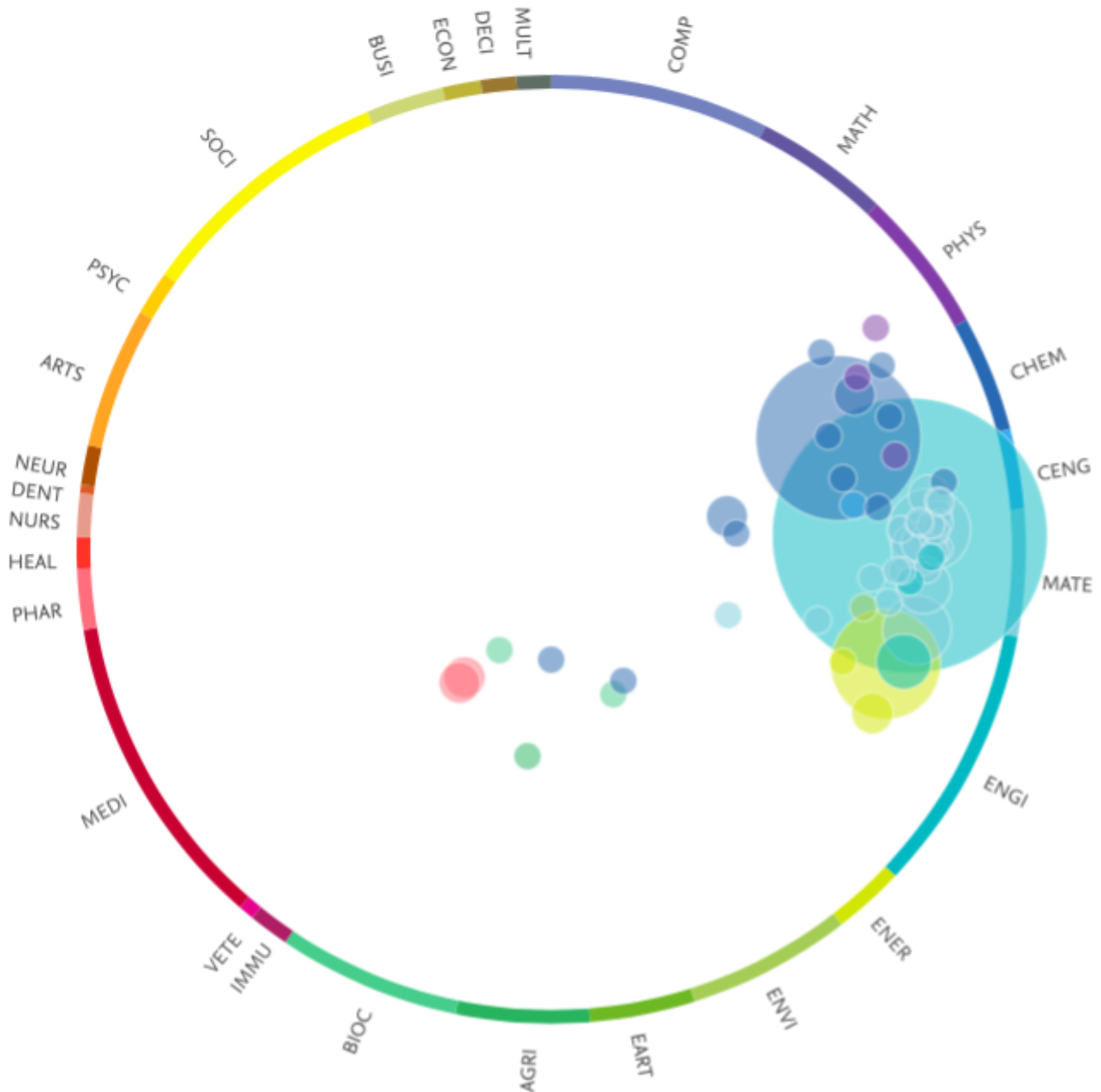
Entity: SCEM (FQM-166) · Within: All subject areas (ASJC) · Year range: 2019 to 2025 · Data source: Scopus, up to 04 Jun 2025



Bubble size: Scholarly Output of this Researcher Group



Bubble position is based on dominant ASJC categories.



Topics

COMP	Computer Science	PHAR	Pharmacology, Toxicology and Pharmaceutics
MATH	Mathematics	HEAL	Health Professions
PHYS	Physics and Astronomy	NURS	Nursing
CHEM	Chemistry	DENT	Dentistry
CENG	Chemical Engineering	NEUR	Neuroscience
MATE	Materials Science	ARTS	Arts and Humanities
ENGI	Engineering	PSYC	Psychology
ENER	Energy	SOCI	Social Sciences
ENVI	Environmental Science	BUSI	Business, Management and Accounting
EART	Earth and Planetary Sciences	ECON	Economics, Econometrics and Finance
AGRI	Agricultural and Biological Sciences	DECI	Decision Sciences
BIOC	Biochemistry, Genetics and Molecular Biology	MULT	Multidisciplinary
IMMU	Immunology and Microbiology		
VETE	Veterinary		
MEDI	Medicine		

Topics

Entity: SCEM (FQM-166) · Within: All subject areas (ASJC) · Year range: 2019 to 2025 · Data source: Scopus, up to 04 Jun 2025 · Filters: Top 10 Topics by Scholarly Output

Scholarly Output - Link to Topic Strength:			
■ Definitive ■ Very Good ■ Defensible ■ Weak ■ Other			
Topic	By this Group of Researchers		Worldwide
	Scholarly Output	Field-Weighted Citation Impact	Prominence percentile
Nanofluid; Thermal Conductivity; Heat Convection T.87	19 <div><div></div><div></div><div></div></div>	0.93	99.785 <div></div>
Density Functional Theory; Electronegativity; Chemical Reactivity T.4614	11 <div><div></div><div></div><div></div></div>	0.74	88.009 <div></div>
Nanofluid; Solar Collector; Ethylene T.20463	7 <div><div></div><div></div><div></div></div>	1.34	98.316 <div></div>
Nanocrystalline Material; Quantum Dot; Perovskite T.719	5 <div><div></div><div></div><div></div></div>	0.41	99.921 <div></div>
Heat Storage; Nanoparticle; Molten Salt T.13555	4 <div><div></div><div></div><div></div></div>	1.84	96.250 <div></div>
Solar Cell; Grain Boundary; Perovskite T.3	3 <div><div></div><div></div><div></div></div>	0.65	99.992 <div></div>
Phase Change Material; Heat Storage; Differential Scanning Calorimetry T.29	3 <div><div></div><div></div><div></div></div>	0.61	99.954 <div></div>
Titanium Dioxide; Nanoparticle; Photocatalysis T.47	3 <div><div></div><div></div><div></div></div>	0.68	98.650 <div></div>
Thin Films; Vanadium Dioxide; Thermochromics T.770	2 <div><div></div><div></div><div></div></div>	0.41	98.988 <div></div>
Antifungal Agent; Endophytic Fungus; Aspergillus T.2289	2 <div><div></div><div></div><div></div></div>	1.16	98.420 <div></div>